



OVERLOAD RELAY 1...4 A FOR MOTOR PROTECTION  
 SIZE S00,  
 CLASS 10 CONTACTOR ASS. MAIN CIRCUIT: SCREW  
 CONN. AUX.CIRCUIT: SCREW CONN. MANUAL-AUTOM.-  
 RESET

General technical data:		
product brand name		SIRIUS
product designation		solid-state overload relay
Size of overload relay		S00
Number of poles / for main current circuit		3
Product function / removable terminal for auxiliary and control circuit		Yes
Impulse voltage resistance / rated value	kV	6
Protection class IP / on the front		IP20
Protection against electrical shock		finger-safe
Installation altitude / at a height over sea level / maximum	m	2,000
Resistance against shock		15g / 11 ms
Ambient temperature		
• during transport	°C	-40 ... +80
• during storage	°C	-40 ... +80
• during operating	°C	-25 ... +60
Relative humidity		
• during operating phase	/ %	95
EMC immunity to interference		
• according to IEC 60947-1		corresponds to degree of severity 3

<b>EMC emitted interference</b> • according to IEC 60947-1		CISPR 11, environment B (residential area)
<b>Electrostatic discharge</b> • according to IEC 61000-4-2		6 kV contact discharge / 8 kV air discharge
<b>Field-bound parasitic coupling</b> • according to IEC 61000-4-3		10 V/m
<b>Conductor-bound parasitic coupling BURST</b> • according to IEC 61000-4-4		2 kV (power ports), 1 kV (signal ports) corresponds to degree of severity 3
<b>Conductor-bound parasitic coupling conductor-earth SURGE</b> • according to IEC 61000-4-5		2 kV (line to earth) corresponds to degree of severity 3
<b>Conductor-bound parasitic coupling conductor-conductor SURGE</b> • according to IEC 61000-4-5		1 kV (line to line) corresponds to degree of severity 3
<b>type of protection</b>		PTB 09 ATEX 3001 Ex II (2) GD
<b>Active power loss / total / typical</b>	W	0.05
<b>Size of the contactor / can be combined / company-specific</b>		S00

#### Main circuit:

<b>Operating current / of the fuse link / rated value</b>	A	20
<b>Operational current / at AC-3 / at 400 V / rated value</b>	A	4
<b>Type of assignment</b>		2

#### Auxiliary circuit:

<b>Number of NC contacts / for auxiliary contacts</b>		1
<b>Number of NO contacts / for auxiliary contacts</b>		1
<b>Number of changeover contacts / for auxiliary contacts</b>		0
<b>Design of the fuse link / for short-circuit protection of the auxiliary switch / required</b>		fuse gL/gG: 6 A
<b>Operating current / of the auxiliary contacts</b> • at AC-15 • at 24 V • at 110 V • at 120 V • at 125 V • at 230 V • at DC-13 • at 24 V • at 60 V • at 110 V • at 125 V	A A A A A A A A A A	4 4 4 4 3 2 1 0.3 0.3

- at 220 V

A 1

#### Protection function:

##### Trip class

CLASS 10

##### Adjustable response current

- of the current-dependent overload release

A 1 ... 4

#### Installation/mounting/dimensions:

##### Type of mounting

direct mounting

##### mounting position

any

##### Depth

mm 73

##### Height

mm 79

##### Width

mm 45

#### Connections:

##### Design of the electrical connection

- for main current circuit
- for auxiliary and control current circuit

screw-type terminals

screw-type terminals

##### Type of the connectable conductor cross-section

- for main contacts
  - solid
  - finely stranded
    - with conductor end processing
  - stranded
- for AWG conductors / for main contacts
- for auxiliary contacts
  - solid
  - finely stranded
    - with conductor end processing
- for AWG conductors / for auxiliary contacts

1x (0.5 ... 4 mm<sup>2</sup>), 2x (0.5 ... 1.5 mm<sup>2</sup>), 2x (0.75 ... 4 mm<sup>2</sup>)

1x (0.5 ... 2.5 mm<sup>2</sup>), 2x (0.5 ... 2.5 mm<sup>2</sup>)

1x (0.5 ... 1.5 mm<sup>2</sup>), 2x (0.5 ... 1.5 mm<sup>2</sup>), 1x (0.75 ... 4 mm<sup>2</sup>), 2x (0.75 ... 4 mm<sup>2</sup>)

1x (20 ... 12), 2x (20 ... 12)

1x (0.5 ... 4 mm<sup>2</sup>), 2x (0.5 ... 1.5 mm<sup>2</sup>), 2x (0.75 ... 2.5 mm<sup>2</sup>)

1x (0.5 ... 1.5 mm<sup>2</sup>), 2x (0.5 ... 1.5 mm<sup>2</sup>), 1x (0.5 ... 2.5 mm<sup>2</sup>)

1x (20 ... 14), 2x (20 ... 14)

#### UL/CSA ratings:

##### Contact rating designation / for auxiliary contacts / according to UL

B600 / R300

#### Certificates/approvals:

<b>General Product Approval</b>	<b>EMC</b>	<b>For use in hazardous locations</b>
---------------------------------	------------	---------------------------------------



CCC



CSA



GOST



UL



C-TICK



ATEX

### Test Certificates

[Special Test Certificate](#)

[Type Test Certificates/Test Report](#)

### Shipping Approval

**other**



ABS



BUREAU VERITAS



GL



LRS



RMRS

[Declaration of Conformity](#)

### Further information:

#### Information- and Downloadcenter (Catalogs, Brochures,...)

<http://www.siemens.com/industrial-controls/catalogs>

#### Industry Mall (Online ordering system)

<http://www.siemens.com/industrial-controls/mall>

#### Cax online generator:

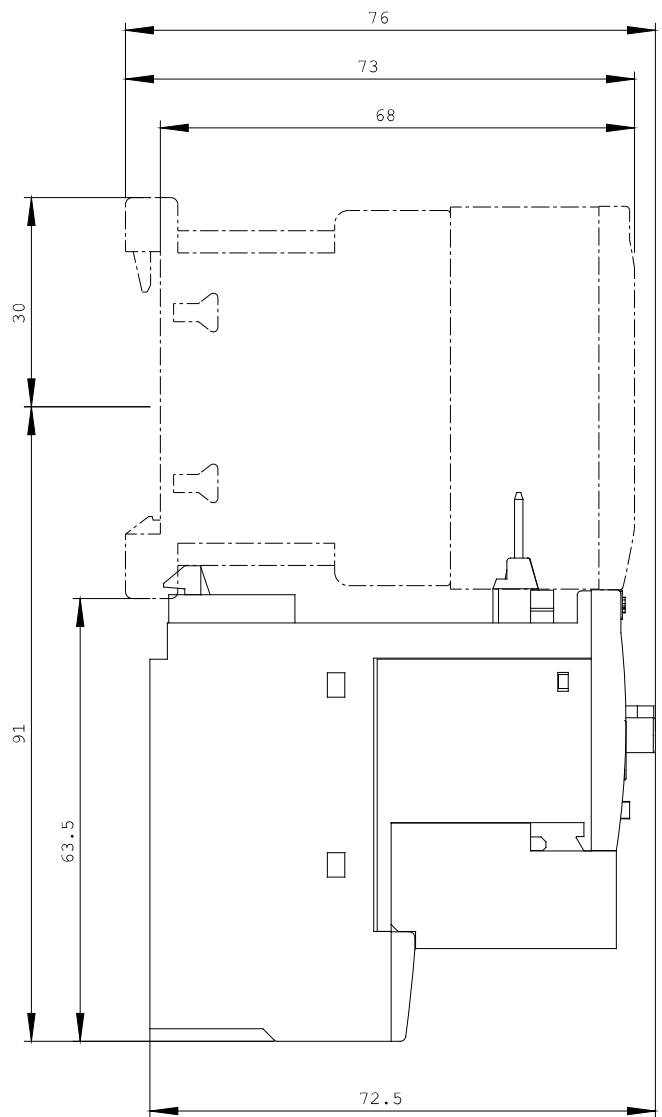
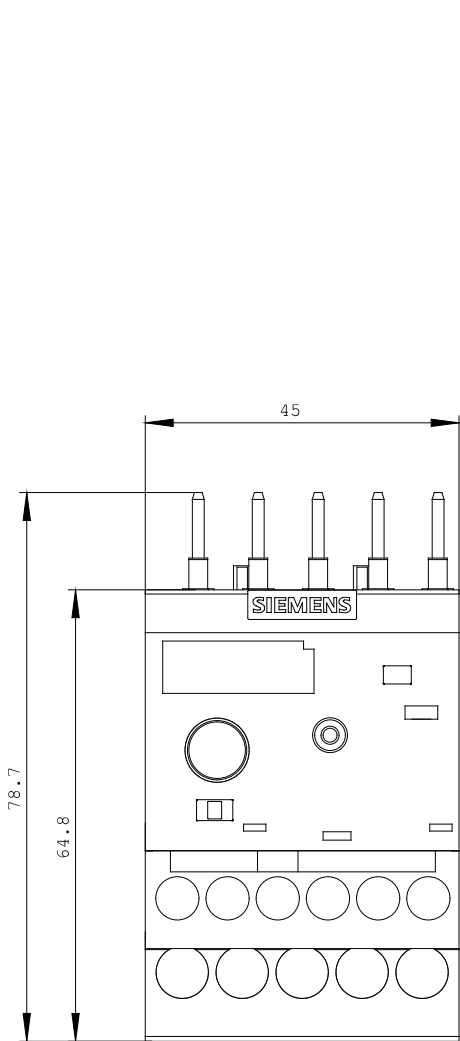
<http://www.siemens.com/cax>

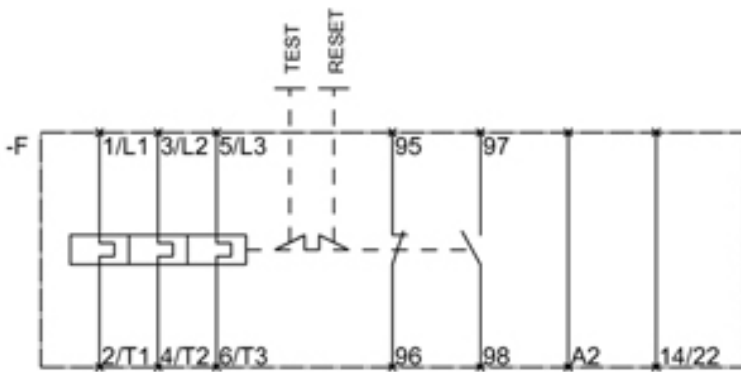
#### Service&Support (Manuals, Certificates, Characteristics, FAQs,...)

<http://support.automation.siemens.com/WW/view/en/3RB3016-1PB0/all>

#### Image database (product images, 2D dimension drawings, 3D models, device circuit diagrams, ...)

[http://www.automation.siemens.com/bilddb/cax\\_en.aspx?mlfb=3RB3016-1PB0](http://www.automation.siemens.com/bilddb/cax_en.aspx?mlfb=3RB3016-1PB0)





last change:

Jul 1, 2013