

SETRON, Switch disconnecter 3LD, emergency switching-off switch, 3- pole, Iu: 25 A, operating power / at AC-23 A 400 V: 9.5 kW, floor mounting with door coupling, rotary operating mechanism, Red / yellow, 4-hole mounting of the handle



Model	
Product brand name	SETRON
Product designation	3LD Switch disconnecter
Design of the product	EMERGENCY-STOP switch
Display version / for switch position indicator manual operation	1 ON - 0 OFF
Design of the operating mechanism	Short rotary knob
Design of handle	rotary operating mechanism, red/yellow
Type of the driving mechanism / motor drive	No
General technical data	
Number of poles	3
Type of device	fixed mounting
Type of switch	Floor mounting with door coupling
Size of switch disconnecter	2
Electrical endurance (switching cycles)	
• at AC-23 A / at 690 V	6 000
I <sub>2t</sub> value / with closed switch / at 690 V / for combination switch + gG fuse / maximum	4 kA <sup>2</sup> .s

Let-through I <sup>2</sup> t value / with closed switch / at 440 V / for combination switch + gG fuse / maximum	4 kA <sup>2</sup> .s
Mechanical service life (switching cycles) / typical	100 000
Operating frequency / maximum	50 1/h
Type of fuse / according to UL	RK5

## Voltage

Insulation voltage / rated value	690 V
Surge voltage resistance / rated value	6 kV
Current / at AC / rated value	25 A
Operating voltage <ul style="list-style-type: none"> <li>• at AC / at 50/60 Hz / rated value</li> <li>• at AC / at 50/60 Hz / acc. to UL 508 / rated value</li> </ul>	690 V 600 V
Active power [hp] / at AC <ul style="list-style-type: none"> <li>• at 480 V / acc. to UL 508 / rated value</li> <li>• at 600 V / acc. to UL 508 / rated value</li> </ul>	10 15

## Protection class

Protection class IP	IP65
Degree of protection NEMA rating	1, 3R, 4X, 12
Protection class IP / on the front	IP65

## Dissipation

Power loss [W] <ul style="list-style-type: none"> <li>• for rated value of the current / at AC / in hot operating state / per pole</li> <li>• per conductor / typical</li> </ul>	1.1 W 1.1 W
--	----------------

## Current

Operating current <ul style="list-style-type: none"> <li>• at AC-23 A / at 690 V / rated value</li> <li>• at AC-23 A / at 400 V / rated value</li> <li>• at AC-22 A / at 690 V / rated value</li> <li>• at AC-21 / at 690 V / rated value</li> <li>• at AC-21 A / at 240 V / rated value</li> <li>• at AC-21 A / at 440 V / rated value</li> <li>• at AC-22 A / at 240 V / rated value</li> <li>• at AC-22 A / at 440 V / rated value</li> <li>• at AC-23 A / at 240 V / rated value</li> <li>• at AC-23 A / at 440 V / rated value</li> <li>• at AC / acc. to UL 508 / rated value</li> </ul>	11 A 20 A 25 A 25 A 25 A 25 A 25 A 25 A 20 A 20 A 25 A
Operating current / of upstream fuse / rated value	25 A
Continuous current / of upstream fuse / according to UL / rated value	50 A

Let-through current / with closed switch	
• at 440 V / for combination switch + gG fuse / maximum	3.5 kA
• at 690 V / for combination switch + gG fuse / maximum permissible	3.5 kA
Short-time withstand current (I <sub>cw</sub> )	
• limited to 1 s / rated value	640 A
• at 690 V / limited to 1 s / rated value	640 A

#### Main circuit

Operating frequency	
• initial value	50 Hz
• Full-scale value	60 Hz
Operating power	
• at AC-23 A / at 240 V / rated value	5 kW
• at AC-23 A / at 400 V / at 50/60 Hz / rated value	9.5 kW
• at AC-23 A / at 400 V / rated value	9.5 kW
• at AC-23 A / at 440 V / rated value	9.5 kW
• at AC-23 A / at 690 V / rated value	9.5 kW
• at AC-3 / at 240 V / rated value	4 kW
• at AC-3 / at 400 V / rated value	7.5 kW
• at AC-3 / at 690 V / rated value	7.5 kW
Operating current / rated value	25 A

#### Auxiliary circuit

Number of CO contacts / for auxiliary contacts	0
Number of NC contacts / for auxiliary contacts	0
Number of NO contacts / for auxiliary contacts	0
Operating voltage / of auxiliary contacts / at AC / maximum	500 V
Continuous current / of the auxiliary contact / rated value	10 A
Insulation voltage / of the auxiliary switch / rated value	500 V

#### Suitability

Suitability for use	
• Main switch	Yes
• switch disconnecter	Yes
• EMERGENCY OFF switch	Yes
• safety switch	Yes
• maintenance/repair switch	Yes

#### Appearance

Color / of the actuating element	red
----------------------------------	-----

Product details	
• Product function / can be locked into OFF position	Yes
Number of bracket locks / maximum	3
Hasp thickness / of the bracket locks / minimum	4 mm
Hasp thickness / of the bracket locks / maximum	8 mm
Short circuit	
Short-time withstand current (SCCR) / at 600 V / acc. to UL 508	5 kA
Conditional short-circuit current / with line-side fuse protection	
• at 690 V / by gG fuse / rated value	50 kA
Number of connectable NC contacts / for auxiliary contacts / attachable / maximum	3
Number of connectable NO contacts / for auxiliary contacts / attachable / maximum	5
Number of connectable CO contacts / for auxiliary contacts / attachable / maximum	0
Connections	
AWG number / as coded connectable conductor cross section / solid	
• maximum	8
• minimum	14
Type of electrical connection	
• for main current circuit	box terminal
• for auxiliary contacts	connection terminals
Requirements	
Design of the fuse link	
• for short-circuit protection of the main circuit / required	fuse gL/gG: 25 A
• for short-circuit protection of the auxiliary switch / required	fuse gL/gG: 10 A
Mechanical Design	
Height	84 mm
Width	67 mm
Depth	429.5 mm
Mounting type	Built-in unit fixed-mounted version
Mounting type	
• front mounting with 4-hole attachment	Yes
• front mounting with central attachment	No
• rail mounting	Yes
Net weight	408 g

## Environmental conditions

Ambient temperature / during operation	
• minimum	-25 °C
• maximum	55 °C
Ambient temperature / during storage / minimum	-25 °C

## Certificates

Reference code	
• acc. to DIN EN 61346-2	S
• acc. to DIN EN 81346-2	SF

## General Product Approval

## Test Certificates



[Miscellaneous](#)

[Special Test Certificate](#)

## Shipping Approval

## other



[Environmental Conformations](#)

## Further information

### Information- and Downloadcenter (Catalogs, Brochures,...)

<http://www.siemens.com/lowvoltage/catalogs>

### Industry Mall (Online ordering system)

<https://mall.industry.siemens.com/mall/en/en/Catalog/product?mlfb=3LD2113-0TK53>

### Service&Support (Manuals, Certificates, Characteristics, FAQs,...)

<https://support.industry.siemens.com/cs/ww/en/ps/3LD2113-0TK53>

### Image database (product images, 2D dimension drawings, 3D models, device circuit diagrams, ...)

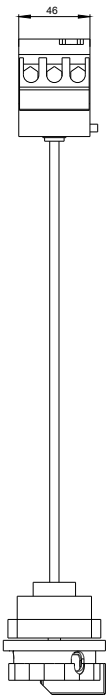
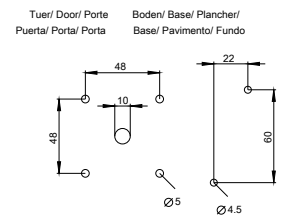
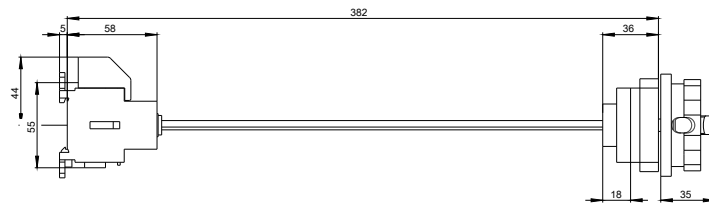
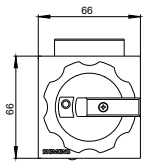
[http://www.automation.siemens.com/bilddb/cax\\_en.aspx?mlfb=3LD2113-0TK53](http://www.automation.siemens.com/bilddb/cax_en.aspx?mlfb=3LD2113-0TK53)

### CAX-Online-Generator

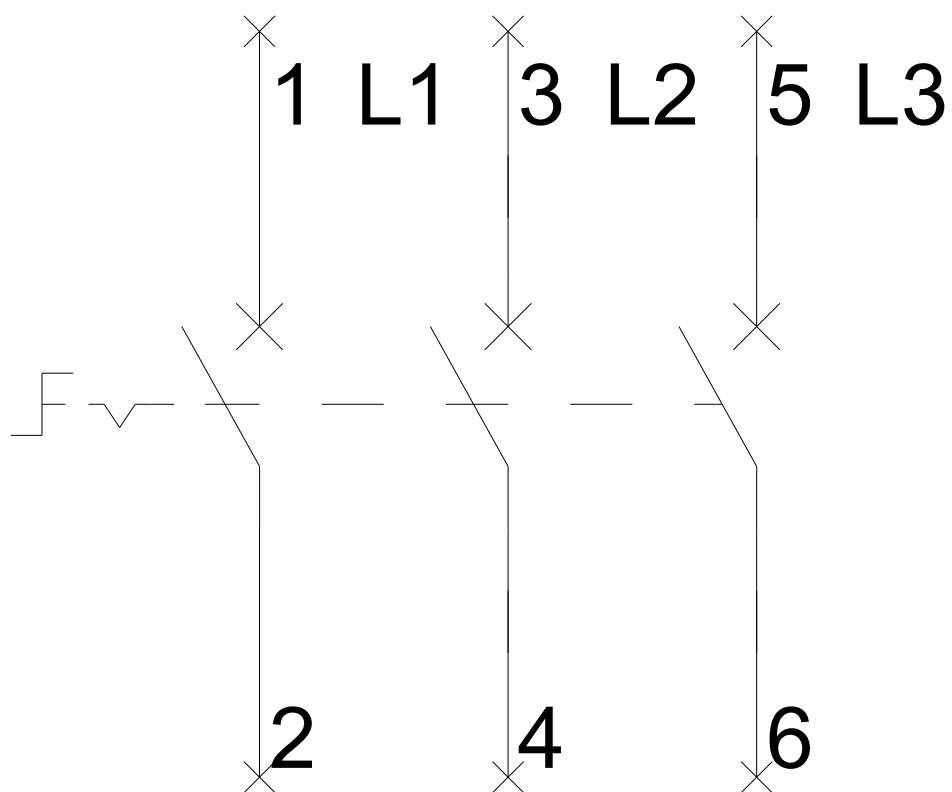
<http://www.siemens.com/cax>

### Tender specifications

<http://www.siemens.com/specifications>



-Q1



-CI

