

SETRON, Switch disconnecter 3LD, emergency switching-off switch, 3- pole, Iu: 63 A, operating power / at AC-23 A 400 V: 22 kW, floor mounting with door coupling, rotary operating mechanism, Red / yellow, 4-hole mounting of the handle



Model	
Product brand name	SETRON
Product designation	3LD Switch disconnecter
Design of the product	EMERGENCY-STOP switch
Display version / for switch position indicator manual operation	1 ON - 0 OFF
Design of the operating mechanism	Short rotary knob
Design of handle	rotary operating mechanism, red/yellow
Type of the driving mechanism / motor drive	No
General technical data	
Number of poles	3
Type of device	fixed mounting
Type of switch	Floor mounting with door coupling
Size of switch disconnecter	3
Electrical endurance (switching cycles)	
• at AC-23 A / at 690 V	6 000
I2t value / with closed switch / at 690 V / for combination switch + gG fuse / maximum	21 kA2.s

Let-through I _{2t} value / with closed switch / at 440 V / for combination switch + gG fuse / maximum	21 kA ² .s
Mechanical service life (switching cycles) / typical	100 000
Operating frequency / maximum	50 1/h
Type of fuse / according to UL	RK5

Voltage

Insulation voltage / rated value	690 V
Surge voltage resistance / rated value	6 kV
Current / at AC / rated value	63 A
Operating voltage <ul style="list-style-type: none"> • at AC / at 50/60 Hz / rated value • at AC / at 50/60 Hz / acc. to UL 508 / rated value 	690 V 600 V
Active power [hp] / at AC <ul style="list-style-type: none"> • at 480 V / acc. to UL 508 / rated value • at 600 V / acc. to UL 508 / rated value 	40 50

Protection class

Protection class IP	IP65
Degree of protection NEMA rating	1, 3R, 4X, 12
Protection class IP / on the front	IP65

Dissipation

Power loss [W] <ul style="list-style-type: none"> • for rated value of the current / at AC / in hot operating state / per pole • per conductor / typical 	4.5 W 4.5 W
--	----------------

Current

Operating current <ul style="list-style-type: none"> • at AC-23 A / at 690 V / rated value • at AC-23 A / at 400 V / rated value • at AC-22 A / at 690 V / rated value • at AC-21 / at 690 V / rated value • at AC-21 A / at 240 V / rated value • at AC-21 A / at 440 V / rated value • at AC-22 A / at 240 V / rated value • at AC-22 A / at 440 V / rated value • at AC-23 A / at 240 V / rated value • at AC-23 A / at 440 V / rated value • at AC / acc. to UL 508 / rated value 	22 A 43 A 63 A 63 A 63 A 63 A 63 A 63 A 43 A 43 A 63 A
Operating current / of upstream fuse / rated value	63 A
Continuous current / of upstream fuse / according to UL / rated value	175 A

Let-through current / with closed switch	
<ul style="list-style-type: none"> • at 440 V / for combination switch + gG fuse / maximum 	6 kA
<ul style="list-style-type: none"> • at 690 V / for combination switch + gG fuse / maximum permissible 	6 kA
Short-time withstand current (I _{cw})	
<ul style="list-style-type: none"> • limited to 1 s / rated value 	1 260 A
<ul style="list-style-type: none"> • at 690 V / limited to 1 s / rated value 	1 260 A

Main circuit

Operating frequency	
<ul style="list-style-type: none"> • initial value 	50 Hz
<ul style="list-style-type: none"> • Full-scale value 	60 Hz
Operating power	
<ul style="list-style-type: none"> • at AC-23 A / at 240 V / rated value 	11 kW
<ul style="list-style-type: none"> • at AC-23 A / at 400 V / at 50/60 Hz / rated value 	22 kW
<ul style="list-style-type: none"> • at AC-23 A / at 400 V / rated value 	22 kW
<ul style="list-style-type: none"> • at AC-23 A / at 440 V / rated value 	22 kW
<ul style="list-style-type: none"> • at AC-23 A / at 690 V / rated value 	18.5 kW
<ul style="list-style-type: none"> • at AC-3 / at 240 V / rated value 	11 kW
<ul style="list-style-type: none"> • at AC-3 / at 400 V / rated value 	18.5 kW
<ul style="list-style-type: none"> • at AC-3 / at 690 V / rated value 	15 kW
Operating current / rated value	63 A

Auxiliary circuit

Number of CO contacts / for auxiliary contacts	0
Number of NC contacts / for auxiliary contacts	0
Number of NO contacts / for auxiliary contacts	0
Operating voltage / of auxiliary contacts / at AC / maximum	500 V
Continuous current / of the auxiliary contact / rated value	10 A
Insulation voltage / of the auxiliary switch / rated value	500 V

Suitability

Suitability for use	
<ul style="list-style-type: none"> • Main switch 	Yes
<ul style="list-style-type: none"> • switch disconnecter 	Yes
<ul style="list-style-type: none"> • EMERGENCY OFF switch 	Yes
<ul style="list-style-type: none"> • safety switch 	Yes
<ul style="list-style-type: none"> • maintenance/repair switch 	Yes

Appearance

Color / of the actuating element	red
----------------------------------	-----

Product details	
<ul style="list-style-type: none"> Product function / can be locked into OFF position 	Yes
Number of bracket locks / maximum	3
Hasp thickness / of the bracket locks / minimum	4 mm
Hasp thickness / of the bracket locks / maximum	8 mm
Short circuit	
Short-time withstand current (SCCR) / at 600 V / acc. to UL 508	5 kA
Conditional short-circuit current / with line-side fuse protection <ul style="list-style-type: none"> at 690 V / by gG fuse / rated value 	50 kA
Number of connectable NC contacts / for auxiliary contacts / attachable / maximum	3
Number of connectable NO contacts / for auxiliary contacts / attachable / maximum	5
Number of connectable CO contacts / for auxiliary contacts / attachable / maximum	0
Connections	
AWG number / as coded connectable conductor cross section / solid <ul style="list-style-type: none"> maximum minimum 	6 14
Type of electrical connection <ul style="list-style-type: none"> for main current circuit for auxiliary contacts 	box terminal connection terminals
Requirements	
Design of the fuse link <ul style="list-style-type: none"> for short-circuit protection of the main circuit / required for short-circuit protection of the auxiliary switch / required 	fuse gL/gG: 63 A fuse gL/gG: 10 A
Mechanical Design	
Height	106 mm
Width	90 mm
Depth	468.5 mm
Mounting type	Built-in unit fixed-mounted version
Mounting type <ul style="list-style-type: none"> front mounting with 4-hole attachment front mounting with central attachment rail mounting 	Yes No Yes
Net weight	640 g

Environmental conditions

Ambient temperature / during operation	
• minimum	-25 °C
• maximum	55 °C
Ambient temperature / during storage / minimum	-25 °C

Certificates

Reference code	
• acc. to DIN EN 61346-2	S
• acc. to DIN EN 81346-2	SF

General Product Approval

Declaration of Conformity



CCC



CSA



UL



VDE

[Miscellaneous](#)



EG-Konf.

Test Certificates

[Special Test Certificate](#)

Shipping Approval



LRS

other

[Environmental Confirmations](#)

Further information

Information- and Downloadcenter (Catalogs, Brochures,...)

<http://www.siemens.com/lowvoltage/catalogs>

Industry Mall (Online ordering system)

<https://mall.industry.siemens.com/mall/en/en/Catalog/product?mlfb=3LD2514-0TK53>

Service&Support (Manuals, Certificates, Characteristics, FAQs,...)

<https://support.industry.siemens.com/cs/ww/en/ps/3LD2514-0TK53>

Image database (product images, 2D dimension drawings, 3D models, device circuit diagrams, ...)

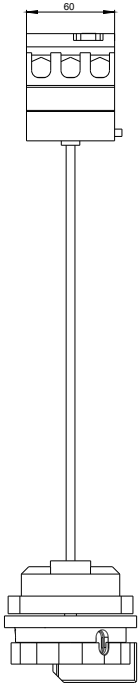
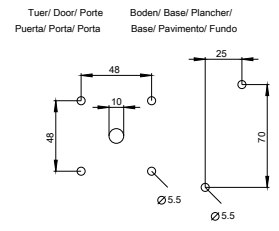
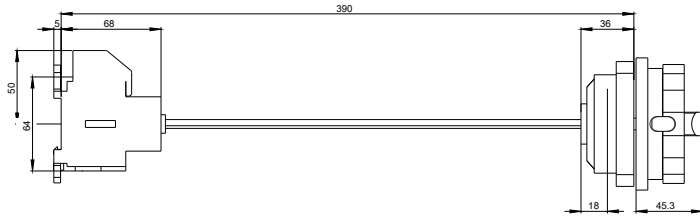
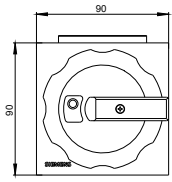
http://www.automation.siemens.com/bilddb/cax_en.aspx?mlfb=3LD2514-0TK53

CAX-Online-Generator

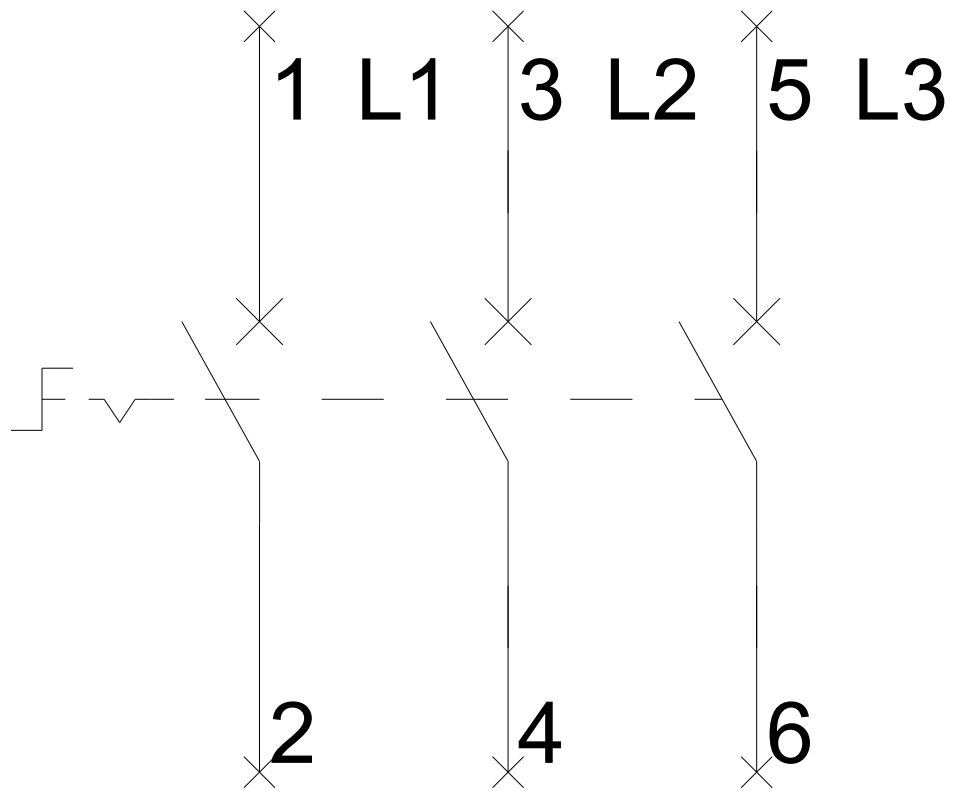
<http://www.siemens.com/cax>

Tender specifications

<http://www.siemens.com/specifications>



-Q1



-CI

