



CIRCUIT BREAKER 400V 15KA, 4-POLE, C, 63A, D=70MM

Similar to image








Technical data:

product brand name		SENTRON
Product designation		5SY miniature circuit breaker
Mounting type		Quick assembly system
Type of voltage		AC/DC
Height	mm	90
Width	mm	72
Depth	mm	76
Net weight	g	667
mounting position		any
Mounting depth	mm	70
Current / for AC / rated value	A	63
Tripping characteristic class		C
Supply voltage		
• for AC / rated value	V	400
Supply voltage / for DC / rated value		
• with multi-phase operation / with AC / rated value	V	400
Number of poles /note		4P
Switching capacity current		

<ul style="list-style-type: none"> • in accordance with IEC 60947-2 / rated value 	kA	20
<ul style="list-style-type: none"> • with DC / in accordance with IEC 60947-2 / rated value 	kA	15
<ul style="list-style-type: none"> • acc. to EN 60898 / rated value 	kA	15
Breaking capacity short-circuit current (I_{cn})		
<ul style="list-style-type: none"> • with DC / in accordance with EN 60898-2 	kA	15
<ul style="list-style-type: none"> • with AC / in accordance with UL 1077 and CSA C22.2 No.235 	kA	5
Active power loss / at rated value current / with AC / in warm operating state / per pole	W	1.6
Number of width units		4
Product extension / can be installed / supplementary device		Yes
Product feature / sealable		Yes
Degree of pollution		3
Influence of the surrounding temperature		max. 95% humidity
Ambient temperature	°C	-25 ... +55
Ambient temperature		
<ul style="list-style-type: none"> • during storage 	°C	-40 ... +75
Position / of power supply cord		Any
Product property / properties for main switches in accordance with EN 60204-1		Yes
Mechanical operating cycles as operating time / typical		20,000
Resistance against vibration / according to IEC 60068-2-6		50m/s ² at 25 to 150Hz and 60m/s ² at 35Hz (4sec)
Overvoltage class		3
Product equipment / touch-protection		Yes
Resistance against shock / according to IEC 60068-2-27		150m/s ² at 11ms half-sine
Insulation voltage		
<ul style="list-style-type: none"> • with multi-phase operation / with AC / rated value 	V	440
AWG number		
<ul style="list-style-type: none"> • as encoded connectable conductor cross-section 		14 ... 4
Section de conducteur raccordable		
<ul style="list-style-type: none"> • solid 	mm ²	0.75 ... 35
<ul style="list-style-type: none"> • multibrin 	mm ²	0.75 ... 35
<ul style="list-style-type: none"> • finely stranded 		
<ul style="list-style-type: none"> • with wire end processing 	mm ²	0.75 ... 25
Product component		
<ul style="list-style-type: none"> • combined terminal top 		Yes
<ul style="list-style-type: none"> • combined terminal bottom 		Yes
Tightening torque		
<ul style="list-style-type: none"> • with screw-type terminals 	N-m	2.5 ... 3
Tightening torque (lbf-in)		
<ul style="list-style-type: none"> • with screw connection 	lbf-in	22 ... 26

Product feature		
• silicon-free		Yes
• halogen-free		Yes
Number of test cycles / for environmental testing / in accordance with IEC 60068-2-30		6
Reference code / according to DIN EN 61346-2		F

Certificates/approvals:

General Product Approval	Declaration of Conformity
 CCC  GOST  IMQ  UL	
Shipping Approval	other
 BUREAU VERITAS  DNV  GL	other

Further information:

Information- and Downloadcenter (Catalogs, Brochures,...)

<http://www.siemens.com/lowvoltage/catalogs>

Industry Mall (Online ordering system)

<https://eb.automation.siemens.com/mall/en/WW/Catalog/Product/5SY7463-7>

Service&Support (Manuals, Certificates, Characteristics, FAQs,...)

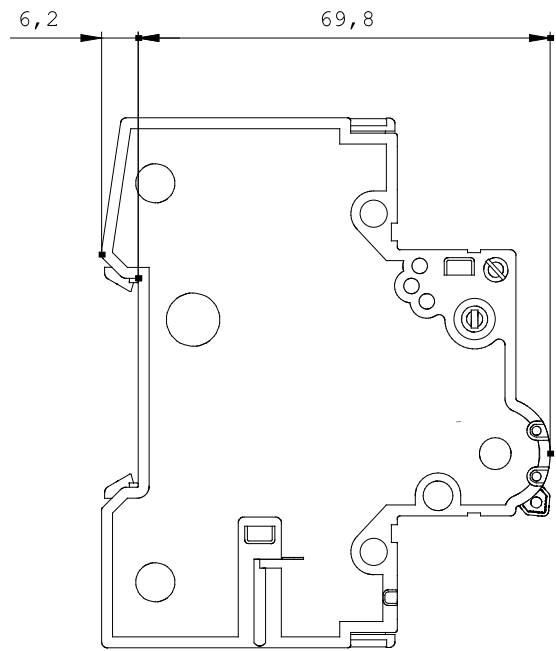
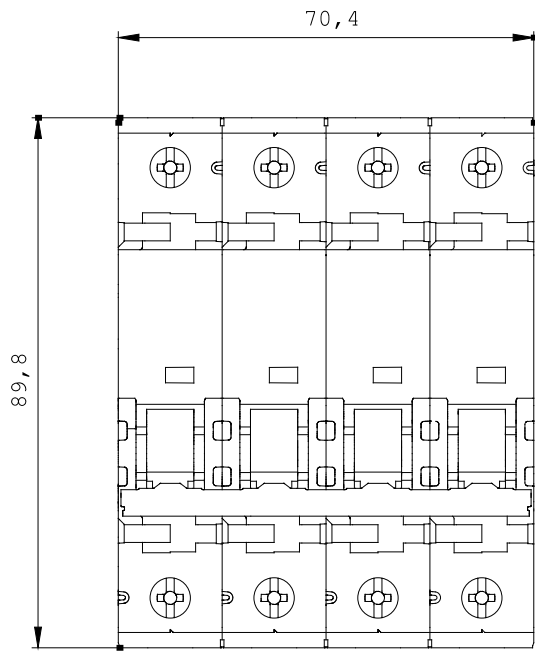
<http://support.automation.siemens.com/WW/view/en/5SY7463-7/all>

Image database (product images, 2D dimension drawings, 3D models, device circuit diagrams, ...)

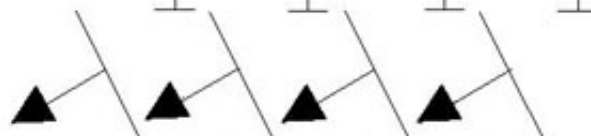
http://www.automation.siemens.com/bilddb/cax_en.aspx?mlfb=5SY7463-7

CAX-Online-Generator

<http://www.siemens.com/cax>



X¹ X³ X⁵ X⁷



2 4 6 8

last change:

Apr 7, 2014